



CERTIFICATE OF ANALYSIS

REPORTED TO	Yukon Government - Department of Education 1000 Lewes Blvd. Whitehorse, YT Y1A 6N2	WORK ORDER	8081380
ATTENTION	Miles Hume	RECEIVED / TEMP REPORTED	2018-08-15 12:00 / 11°C 2018-08-28 13:07
PO NUMBER		COC NUMBER	B65348/9/50/45
PROJECT	Department of Education 2018 Water Testing Program		
PROJECT INFO	Pelly		

Introduction:

CARO Analytical Services is a testing laboratory full of smart, engaged scientists driven to make the world a safer and healthier place. Through our clients' projects we become an essential element for a better world. We employ methods conducted in accordance with recognized professional standards using accepted testing methodologies and quality control efforts. CARO is accredited by the Canadian Association for Laboratories Accreditation (CALA) to ISO 17025:2005 for specific tests listed in the scope of accreditation approved by CALA.

Big Picture Sidekicks



You know that the sample you collected after snowshoeing to site, digging 5 meters, and racing to get it on a plane so you can submit it to the lab for time sensitive results needed to make important and expensive decisions (whew) is VERY important. We know that too.

We've Got Chemistry



It's simple. We figure the more you enjoy working with our fun and engaged team members; the more likely you are to give us continued opportunities to support you.

Ahead of the Curve



Through research, regulation knowledge, and instrumentation, we are your analytical centre for the technical knowledge you need, BEFORE you need it, so you can stay up to date and in the know.

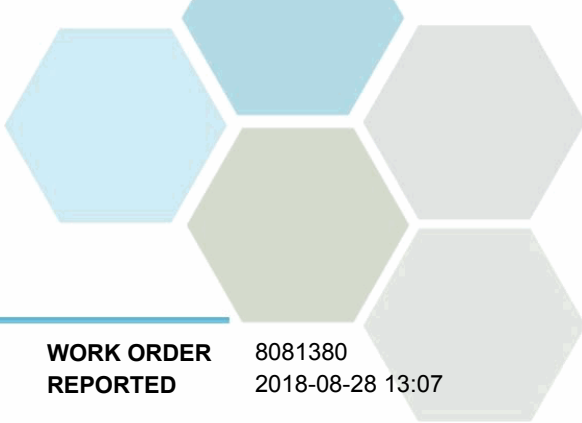
If you have any questions or concerns, please contact me at machan@caro.ca

Authorized By:

Maggie Chan, DipT
Client Service Representative

1-888-311-8846 | www.caro.ca

#110 4011 Viking Way Richmond, BC V6V 2K9 | #102 3677 Highway 97N Kelowna, BC V1X 5C3 | 17225 109 Avenue Edmonton, AB T5S 1H7

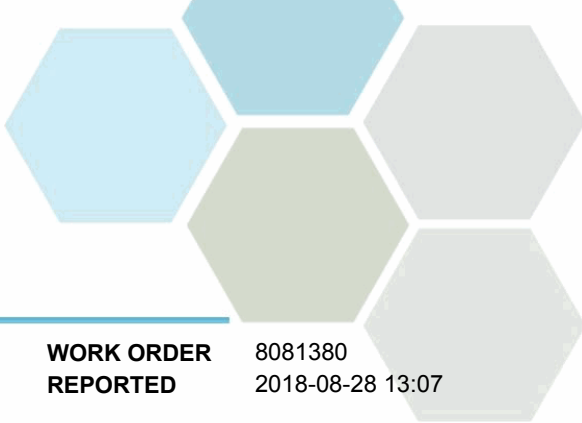


TEST RESULTS

REPORTED TO PROJECT Yukon Government - Department of Education
Department of Education 2018 Water Testing Program

WORK ORDER REPORTED 8081380
2018-08-28 13:07

Analyte	Result	RL	Units	Analyzed	Qualifier
BS 1 (8081380-01) Matrix: Water Sampled: 2018-08-09 11:30					
<i>Total Metals</i>					
Lead, total	28.2	0.20	µg/L	2018-08-25	
BS 2 (8081380-02) Matrix: Water Sampled: 2018-08-09 11:30					
<i>Total Metals</i>					
Lead, total	23.2	0.20	µg/L	2018-08-25	
BS 3 (8081380-03) Matrix: Water Sampled: 2018-08-09 11:30					
<i>Total Metals</i>					
Lead, total	33.5	0.20	µg/L	2018-08-25	
BS 4 (8081380-04) Matrix: Water Sampled: 2018-08-09 11:30					
<i>Total Metals</i>					
Lead, total	24.6	0.20	µg/L	2018-08-25	
BS 5 (8081380-05) Matrix: Water Sampled: 2018-08-09 11:30					
<i>Total Metals</i>					
Lead, total	70.8	0.20	µg/L	2018-08-25	
BS 6 (8081380-06) Matrix: Water Sampled: 2018-08-09 11:30					
<i>Total Metals</i>					
Lead, total	33.2	0.20	µg/L	2018-08-25	
BS 7 (8081380-07) Matrix: Water Sampled: 2018-08-09 11:30					
<i>Total Metals</i>					
Lead, total	34.1	0.20	µg/L	2018-08-25	
BS 8 (8081380-08) Matrix: Water Sampled: 2018-08-09 11:30					
<i>Total Metals</i>					
Lead, total	23.9	0.20	µg/L	2018-08-25	
BS 9 (8081380-09) Matrix: Water Sampled: 2018-08-09 11:30					
<i>Total Metals</i>					



TEST RESULTS

REPORTED TO PROJECT Yukon Government - Department of Education
Department of Education 2018 Water Testing Program

WORK ORDER REPORTED 8081380
2018-08-28 13:07

Analyte	Result	RL	Units	Analyzed	Qualifier
---------	--------	----	-------	----------	-----------

BS 9 (8081380-09) | Matrix: Water | Sampled: 2018-08-09 11:30, Continued

Total Metals, Continued

Lead, total	28.0	0.20	µg/L	2018-08-25	
-------------	------	------	------	------------	--

BS 10 (8081380-10) | Matrix: Water | Sampled: 2018-08-09 11:30

Total Metals

Lead, total	21.8	0.20	µg/L	2018-08-25	
-------------	------	------	------	------------	--

BS 11 (8081380-11) | Matrix: Water | Sampled: 2018-08-09 11:30

Total Metals

Lead, total	63.5	0.20	µg/L	2018-08-25	
-------------	------	------	------	------------	--

BS 12 (8081380-12) | Matrix: Water | Sampled: 2018-08-09 11:45

Total Metals

Lead, total	13.6	0.20	µg/L	2018-08-25	
-------------	------	------	------	------------	--

BS 13 (Flush?) (8081380-13) | Matrix: Water | Sampled: 2018-08-09 11:45

Total Metals

Lead, total	17.7	0.20	µg/L	2018-08-25	
-------------	------	------	------	------------	--

BS 14 (8081380-14) | Matrix: Water | Sampled: 2018-08-09 11:45

Total Metals

Lead, total	17.9	0.20	µg/L	2018-08-25	
-------------	------	------	------	------------	--

CS 1 (8081380-15) | Matrix: Water | Sampled: 2018-08-09 11:45

Total Metals

Lead, total	38.7	0.20	µg/L	2018-08-25	
-------------	------	------	------	------------	--

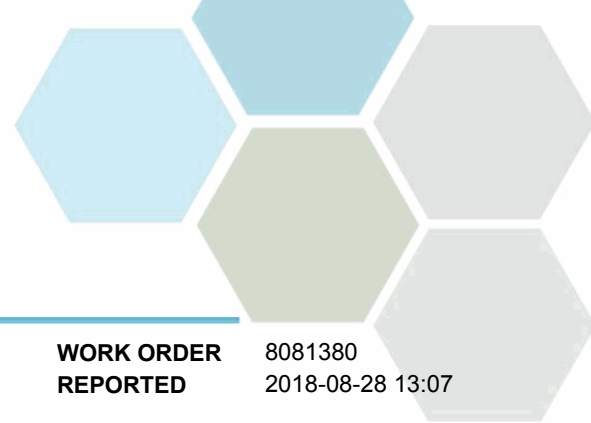
CS 2 (8081380-16) | Matrix: Water | Sampled: 2018-08-09 11:45

Total Metals

Lead, total	45.6	0.20	µg/L	2018-08-25	
-------------	------	------	------	------------	--

CS 3 (8081380-17) | Matrix: Water | Sampled: 2018-08-09 11:45

Total Metals

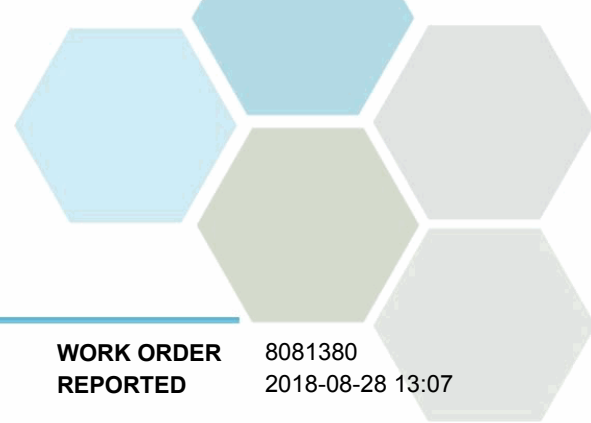


TEST RESULTS

REPORTED TO PROJECT Yukon Government - Department of Education
Department of Education 2018 Water Testing Program

WORK ORDER REPORTED 8081380
2018-08-28 13:07

Analyte	Result	RL	Units	Analyzed	Qualifier
CS 3 (8081380-17) Matrix: Water Sampled: 2018-08-09 11:45, Continued					
<i>Total Metals, Continued</i>					
Lead, total	28.8	0.20	µg/L	2018-08-25	
CS 4 (8081380-18) Matrix: Water Sampled: 2018-08-09 11:45					
<i>Total Metals</i>					
Lead, total	34.1	0.20	µg/L	2018-08-25	
CS 5 (8081380-19) Matrix: Water Sampled: 2018-08-09 11:45					
<i>Total Metals</i>					
Lead, total	88.0	0.20	µg/L	2018-08-25	
CS 6 (8081380-20) Matrix: Water Sampled: 2018-08-09 11:45					
<i>Total Metals</i>					
Lead, total	13.2	0.20	µg/L	2018-08-25	
CS 7 (8081380-21) Matrix: Water Sampled: 2018-08-09 11:45					
<i>Total Metals</i>					
Lead, total	14.8	0.20	µg/L	2018-08-25	
CS 8 (8081380-22) Matrix: Water Sampled: 2018-08-09 11:45					
<i>Total Metals</i>					
Lead, total	82.3	0.20	µg/L	2018-08-25	
CS 9 (8081380-23) Matrix: Water Sampled: 2018-08-09 11:45					
<i>Total Metals</i>					
Lead, total	74.9	0.20	µg/L	2018-08-25	
CS 10 (8081380-24) Matrix: Water Sampled: 2018-08-09 11:45					
<i>Total Metals</i>					
Lead, total	56.9	0.20	µg/L	2018-08-25	
CS 11 (Flushed?) (8081380-25) Matrix: Water Sampled: 2018-08-09 11:45					
<i>Total Metals</i>					



TEST RESULTS

REPORTED TO PROJECT Yukon Government - Department of Education
Department of Education 2018 Water Testing Program

WORK ORDER REPORTED 8081380
2018-08-28 13:07

Analyte	Result	RL	Units	Analyzed	Qualifier
---------	--------	----	-------	----------	-----------

CS 11 (Flushed?) (8081380-25) | Matrix: Water | Sampled: 2018-08-09 11:45, Continued

Total Metals, Continued

Lead, total	70.3	0.20	µg/L	2018-08-25	
-------------	------	------	------	------------	--

KS 1 (8081380-26) | Matrix: Water | Sampled: 2018-08-09 11:45

Total Metals

Lead, total	6.69	0.20	µg/L	2018-08-25	
-------------	------	------	------	------------	--

KS 2 (8081380-27) | Matrix: Water | Sampled: 2018-08-09 11:45

Total Metals

Lead, total	28.5	0.20	µg/L	2018-08-25	
-------------	------	------	------	------------	--

KS 3 (8081380-28) | Matrix: Water | Sampled: 2018-08-09 11:45

Total Metals

Lead, total	38.9	0.20	µg/L	2018-08-25	
-------------	------	------	------	------------	--

KS 4 (8081380-29) | Matrix: Water | Sampled: 2018-08-09 11:45

Total Metals

Lead, total	33.8	0.20	µg/L	2018-08-25	
-------------	------	------	------	------------	--

KS 5 (8081380-30) | Matrix: Water | Sampled: 2018-08-09 11:45

Total Metals

Lead, total	34.4	0.20	µg/L	2018-08-25	
-------------	------	------	------	------------	--

DF 1 (8081380-31) | Matrix: Water | Sampled: 2018-08-09 11:45

Total Metals

Lead, total	27.0	0.20	µg/L	2018-08-25	
-------------	------	------	------	------------	--

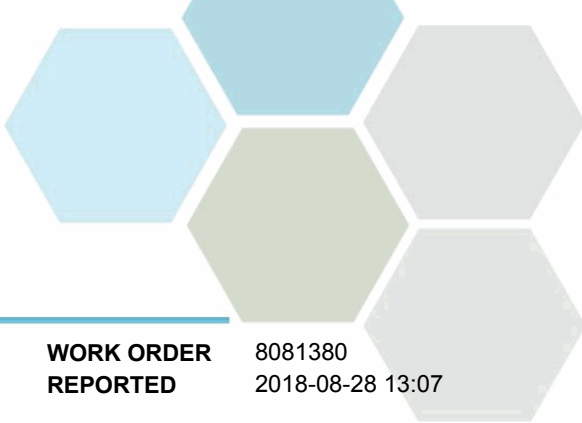
DF 2 (8081380-32) | Matrix: Water | Sampled: 2018-08-09 11:45

Total Metals

Lead, total	6.71	0.20	µg/L	2018-08-25	
-------------	------	------	------	------------	--

DF 3 (8081380-33) | Matrix: Water | Sampled: 2018-08-09 11:45

Total Metals



TEST RESULTS

REPORTED TO PROJECT Yukon Government - Department of Education
Department of Education 2018 Water Testing Program

WORK ORDER REPORTED 8081380
2018-08-28 13:07

Analyte	Result	RL	Units	Analyzed	Qualifier
---------	--------	----	-------	----------	-----------

DF 3 (8081380-33) | Matrix: Water | Sampled: 2018-08-09 11:45, Continued

Total Metals, Continued

Lead, total	20.9	0.20	µg/L	2018-08-25	
-------------	------	------	------	------------	--

DF 3 - Tier 2 (8081380-34) | Matrix: Water | Sampled: 2018-08-09 11:45

Total Metals

Lead, total	2.26	0.20	µg/L	2018-08-25	
-------------	------	------	------	------------	--

Pelly (8081380-35) | Matrix: Water | Sampled: 2018-08-09 12:00

Anions

Chloride	1.68	0.10	mg/L	2018-08-16	
Fluoride	0.19	0.10	mg/L	2018-08-16	
Nitrate (as N)	0.217	0.010	mg/L	2018-08-16	HT1
Nitrite (as N)	< 0.010	0.010	mg/L	2018-08-16	HT1
Sulfate	20.3	1.0	mg/L	2018-08-16	

General Parameters

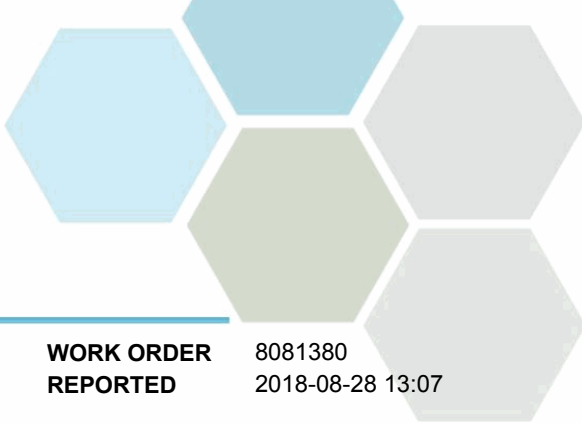
Alkalinity, Total (as CaCO3)	4.2	1.0	mg/L	2018-08-17	
Alkalinity, Phenolphthalein (as CaCO3)	< 1.0	1.0	mg/L	2018-08-17	
Alkalinity, Bicarbonate (as CaCO3)	4.2	1.0	mg/L	2018-08-17	
Alkalinity, Carbonate (as CaCO3)	< 1.0	1.0	mg/L	2018-08-17	
Alkalinity, Hydroxide (as CaCO3)	< 1.0	1.0	mg/L	2018-08-17	
Colour, True	< 5.0	5.0	CU	2018-08-16	HT1
Conductivity (EC)	349	2.0	µS/cm	2018-08-17	
pH	7.42	0.10	pH units	2018-08-17	HT2
Turbidity	0.20	0.10	NTU	2018-08-16	HT1

Calculated Parameters

Hardness, Total (as CaCO3)	167	0.500	mg/L	N/A	
Solids, Total Dissolved	< 10	10	mg/L	2018-08-28	

Total Metals

Aluminum, total	5.3	5.0	µg/L	2018-08-22	
Antimony, total	0.41	0.20	µg/L	2018-08-22	
Arsenic, total	< 0.50	0.50	µg/L	2018-08-22	
Barium, total	105	5.0	µg/L	2018-08-22	
Boron, total	22.0	5.0	µg/L	2018-08-22	
Cadmium, total	0.199	0.010	µg/L	2018-08-22	
Calcium, total	43700	200	µg/L	2018-08-22	
Chromium, total	< 0.50	0.50	µg/L	2018-08-22	
Copper, total	1030	0.40	µg/L	2018-08-22	
Iron, total	< 10	10	µg/L	2018-08-22	
Lead, total	21.5	0.20	µg/L	2018-08-22	



TEST RESULTS

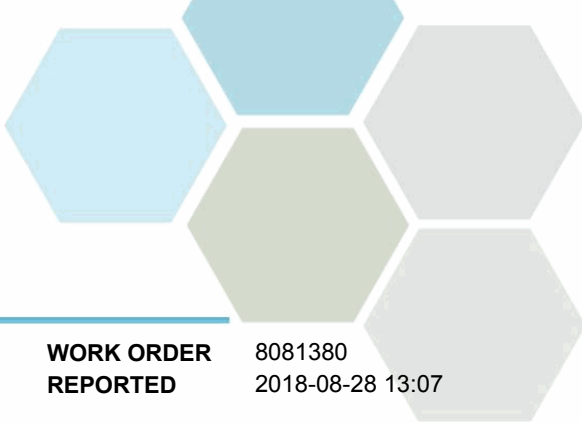
REPORTED TO PROJECT Yukon Government - Department of Education
Department of Education 2018 Water Testing Program

WORK ORDER REPORTED 8081380
2018-08-28 13:07

Analyte	Result	RL	Units	Analyzed	Qualifier
Pelly (8081380-35) Matrix: Water Sampled: 2018-08-09 12:00, Continued					
<i>Total Metals, Continued</i>					
Magnesium, total	14100	10	µg/L	2018-08-22	
Manganese, total	3.12	0.20	µg/L	2018-08-22	
Mercury, total	< 0.010	0.010	µg/L	2018-08-20	
Potassium, total	1550	100	µg/L	2018-08-22	
Selenium, total	< 0.50	0.50	µg/L	2018-08-22	
Sodium, total	5270	100	µg/L	2018-08-22	
Uranium, total	1.29	0.020	µg/L	2018-08-22	
Zinc, total	636	4.0	µg/L	2018-08-22	

Sample Qualifiers:

- HT1 The sample was prepared and/or analyzed past the recommended holding time.
- HT2 The 15 minute recommended holding time (from sampling to analysis) has been exceeded - field analysis is recommended.



APPENDIX 1: SUPPORTING INFORMATION

REPORTED TO PROJECT Yukon Government - Department of Education
Department of Education 2018 Water Testing Program

WORK ORDER REPORTED 8081380
2018-08-28 13:07

Analysis Description	Method Ref.	Technique	Location
Alkalinity in Water	SM 2320 B* (2011)	Titration with H ₂ SO ₄	Kelowna
Anions in Water	SM 4110 B (2011)	Ion Chromatography	Kelowna
Colour, True in Water	SM 2120 C (2011)	Spectrophotometry (456 nm)	Kelowna
Conductivity in Water	SM 2510 B (2011)	Conductivity Meter	Kelowna
Hardness in Water	SM 2340 B* (2011)	Calculation: 2.497 [total Ca] + 4.118 [total Mg] (Est)	N/A
Mercury, total in Water	EPA 245.7*	BrCl ₂ Oxidation / Cold Vapor Atomic Fluorescence Spectrometry (CVAFS)	Richmond
pH in Water	SM 4500-H+ B (2011)	Electrometry	Kelowna
Solids, Total Dissolved in Water	SM 1030 E (2011)	Calculation: $100 \times \frac{([\text{Cations}] - [\text{Anions}])}{([\text{Cations}] + [\text{Anions}])}$	N/A
Total Metals in Water	EPA 200.2* / EPA 6020B	HNO ₃ +HCl Hot Block Digestion / Inductively Coupled Plasma-Mass Spectroscopy (ICP-MS)	Richmond
Turbidity in Water	SM 2130 B (2011)	Nephelometry	Kelowna


Note: An asterisk in the Method Reference indicates that the CARO method has been modified from the reference method

Glossary of Terms:

RL	Reporting Limit (default)
<	Less than the specified Reporting Limit (RL) - the actual RL may be higher than the default RL due to various factors
CU	Colour Units (referenced against a platinum cobalt standard)
mg/L	Milligrams per litre
NTU	Nephelometric Turbidity Units
pH units	pH < 7 = acidic, pH > 7 = basic
µg/L	Micrograms per litre
µS/cm	Microsiemens per centimetre
EPA	United States Environmental Protection Agency Test Methods
SM	Standard Methods for the Examination of Water and Wastewater, American Public Health Association

General Comments:

The results in this report apply to the samples analyzed in accordance with the Chain of Custody document. This analytical report must be reproduced in its entirety. CARO is not responsible for any loss or damage resulting directly or indirectly from error or omission in the conduct of testing. Liability is limited to the cost of analysis. Samples will be disposed of 30 days after the test report has been issued unless otherwise agreed to in writing.



APPENDIX 2: QUALITY CONTROL RESULTS

REPORTED TO PROJECT Yukon Government - Department of Education
Department of Education 2018 Water Testing Program

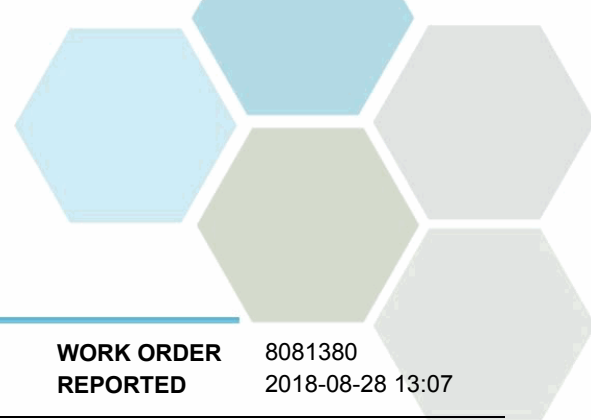
WORK ORDER REPORTED 8081380
2018-08-28 13:07

The following section displays the quality control (QC) data that is associated with your sample data. Groups of samples are prepared in "batches" and analyzed in conjunction with QC samples that ensure your data is of the highest quality. Common QC types include:

- **Method Blank (Blk):** A blank sample that undergoes sample processing identical to that carried out for the test samples. Method blank results are used to assess contamination from the laboratory environment and reagents.
- **Duplicate (Dup):** An additional or second portion of a randomly selected sample in the analytical run carried through the entire analytical process. Duplicates provide a measure of the analytical method's precision (reproducibility).
- **Blank Spike (BS):** A sample of known concentration which undergoes processing identical to that carried out for test samples, also referred to as a laboratory control sample (LCS). Blank spikes provide a measure of the analytical method's accuracy.
- **Matrix Spike (MS):** A second aliquot of sample is fortified with with a known concentration of target analytes and carried through the entire analytical process. Matrix spikes evaluate potential matrix effects that may affect the analyte recovery.
- **Reference Material (SRM):** A homogenous material of similar matrix to the samples, certified for the parameter(s) listed. Reference Materials ensure that the analytical process is adequate to achieve acceptable recoveries of the parameter(s) tested.

Each QC type is analyzed at a 5-10% frequency, i.e. one blank/duplicate/spike for every 10-20 samples. For all types of QC, the specified recovery (% Rec) and relative percent difference (RPD) limits are derived from long-term method performance averages and/or prescribed by the reference method.

Analyte	Result	RL Units	Spike Level	Source Result	% REC	REC Limit	% RPD	RPD Limit	Qualifier
Anions, Batch B8H1245									
Blank (B8H1245-BLK1)			Prepared: 2018-08-16, Analyzed: 2018-08-16						
Chloride	< 0.10	0.10 mg/L							
Fluoride	< 0.10	0.10 mg/L							
Nitrate (as N)	< 0.010	0.010 mg/L							
Nitrite (as N)	< 0.010	0.010 mg/L							
Sulfate	< 1.0	1.0 mg/L							
Blank (B8H1245-BLK2)			Prepared: 2018-08-16, Analyzed: 2018-08-16						
Chloride	< 0.10	0.10 mg/L							
Fluoride	< 0.10	0.10 mg/L							
Nitrate (as N)	< 0.010	0.010 mg/L							
Nitrite (as N)	< 0.010	0.010 mg/L							
Sulfate	< 1.0	1.0 mg/L							
Blank (B8H1245-BLK3)			Prepared: 2018-08-16, Analyzed: 2018-08-16						
Chloride	< 0.10	0.10 mg/L							
Fluoride	< 0.10	0.10 mg/L							
Nitrate (as N)	< 0.010	0.010 mg/L							
Nitrite (as N)	< 0.010	0.010 mg/L							
Sulfate	< 1.0	1.0 mg/L							
LCS (B8H1245-BS1)			Prepared: 2018-08-16, Analyzed: 2018-08-16						
Chloride	16.0	0.10 mg/L	16.0		100	90-110			
Fluoride	4.06	0.10 mg/L	4.00		102	88-108			
Nitrate (as N)	4.20	0.010 mg/L	4.00		105	93-108			
Nitrite (as N)	2.17	0.010 mg/L	2.00		108	85-114			
Sulfate	16.1	1.0 mg/L	16.0		101	91-109			
LCS (B8H1245-BS2)			Prepared: 2018-08-16, Analyzed: 2018-08-16						
Chloride	16.0	0.10 mg/L	16.0		100	90-110			
Fluoride	4.17	0.10 mg/L	4.00		104	88-108			
Nitrate (as N)	4.15	0.010 mg/L	4.00		104	93-108			
Nitrite (as N)	2.07	0.010 mg/L	2.00		103	85-114			
Sulfate	16.1	1.0 mg/L	16.0		101	91-109			
LCS (B8H1245-BS3)			Prepared: 2018-08-16, Analyzed: 2018-08-16						
Chloride	16.1	0.10 mg/L	16.0		101	90-110			

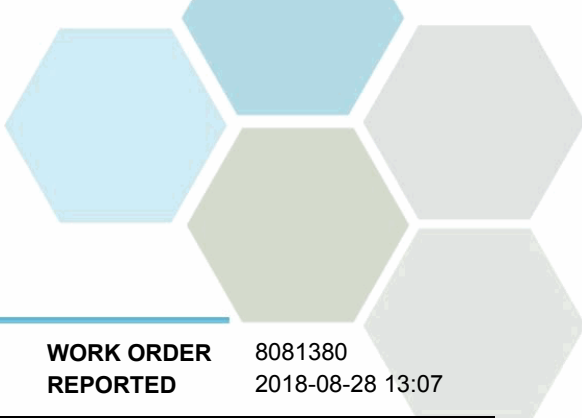


APPENDIX 2: QUALITY CONTROL RESULTS

REPORTED TO PROJECT Yukon Government - Department of Education
Department of Education 2018 Water Testing Program

WORK ORDER REPORTED 8081380
2018-08-28 13:07

Analyte	Result	RL Units	Spike Level	Source Result	% REC	REC Limit	% RPD	RPD Limit	Qualifier
Anions, Batch B8H1245, Continued									
LCS (B8H1245-BS3), Continued					Prepared: 2018-08-16, Analyzed: 2018-08-16				
Fluoride	4.17	0.10 mg/L	4.00		104	88-108			
Nitrate (as N)	4.00	0.010 mg/L	4.00		100	93-108			
Nitrite (as N)	2.17	0.010 mg/L	2.00		109	85-114			
Sulfate	16.1	1.0 mg/L	16.0		101	91-109			
General Parameters, Batch B8H1263									
Blank (B8H1263-BLK1)					Prepared: 2018-08-16, Analyzed: 2018-08-16				
Turbidity	< 0.10	0.10 NTU							
LCS (B8H1263-BS1)					Prepared: 2018-08-16, Analyzed: 2018-08-16				
Turbidity	40.4	0.10 NTU	40.0		101	90-110			
General Parameters, Batch B8H1280									
Blank (B8H1280-BLK1)					Prepared: 2018-08-16, Analyzed: 2018-08-16				
Colour, True	< 5.0	5.0 CU							
LCS (B8H1280-BS1)					Prepared: 2018-08-16, Analyzed: 2018-08-16				
Colour, True	9.8	5.0 CU	10.0		98	85-115			
General Parameters, Batch B8H1362									
Blank (B8H1362-BLK1)					Prepared: 2018-08-17, Analyzed: 2018-08-17				
Alkalinity, Total (as CaCO ₃)	< 1.0	1.0 mg/L							
Alkalinity, Phenolphthalein (as CaCO ₃)	< 1.0	1.0 mg/L							
Alkalinity, Bicarbonate (as CaCO ₃)	< 1.0	1.0 mg/L							
Alkalinity, Carbonate (as CaCO ₃)	< 1.0	1.0 mg/L							
Alkalinity, Hydroxide (as CaCO ₃)	< 1.0	1.0 mg/L							
Conductivity (EC)	< 2.0	2.0 µS/cm							
Blank (B8H1362-BLK2)					Prepared: 2018-08-17, Analyzed: 2018-08-17				
Alkalinity, Total (as CaCO ₃)	< 1.0	1.0 mg/L							
Alkalinity, Phenolphthalein (as CaCO ₃)	< 1.0	1.0 mg/L							
Alkalinity, Bicarbonate (as CaCO ₃)	< 1.0	1.0 mg/L							
Alkalinity, Carbonate (as CaCO ₃)	< 1.0	1.0 mg/L							
Alkalinity, Hydroxide (as CaCO ₃)	< 1.0	1.0 mg/L							
Conductivity (EC)	< 2.0	2.0 µS/cm							
LCS (B8H1362-BS1)					Prepared: 2018-08-17, Analyzed: 2018-08-17				
Alkalinity, Total (as CaCO ₃)	102	1.0 mg/L	100		102	92-106			
LCS (B8H1362-BS2)					Prepared: 2018-08-17, Analyzed: 2018-08-17				
Alkalinity, Total (as CaCO ₃)	102	1.0 mg/L	100		102	92-106			
LCS (B8H1362-BS3)					Prepared: 2018-08-17, Analyzed: 2018-08-17				
Conductivity (EC)	1390	2.0 µS/cm	1410		98	95-104			
LCS (B8H1362-BS4)					Prepared: 2018-08-17, Analyzed: 2018-08-17				
Conductivity (EC)	1400	2.0 µS/cm	1410		99	95-104			
Reference (B8H1362-SRM1)					Prepared: 2018-08-17, Analyzed: 2018-08-17				
pH	7.00	0.10 pH units	7.01		100	98-102			



APPENDIX 2: QUALITY CONTROL RESULTS

REPORTED TO PROJECT Yukon Government - Department of Education
Department of Education 2018 Water Testing Program

WORK ORDER REPORTED 8081380
2018-08-28 13:07

Analyte	Result	RL Units	Spike Level	Source Result	% REC	REC Limit	% RPD	RPD Limit	Qualifier
---------	--------	----------	-------------	---------------	-------	-----------	-------	-----------	-----------

General Parameters, Batch B8H1362, Continued

Reference (B8H1362-SRM2) Prepared: 2018-08-17, Analyzed: 2018-08-17

pH	7.01	0.10 pH units	7.01		100	98-102			
----	------	---------------	------	--	-----	--------	--	--	--

Total Metals, Batch B8H1392

Blank (B8H1392-BLK1) Prepared: 2018-08-17, Analyzed: 2018-08-20

Mercury, total	< 0.010	0.010 µg/L							
----------------	---------	------------	--	--	--	--	--	--	--

Reference (B8H1392-SRM1) Prepared: 2018-08-17, Analyzed: 2018-08-20

Mercury, total	4.26	0.010 µg/L	4.89		87	80-120			
----------------	------	------------	------	--	----	--------	--	--	--

Total Metals, Batch B8H1516

Blank (B8H1516-BLK1) Prepared: 2018-08-20, Analyzed: 2018-08-25

Lead, total	< 0.20	0.20 µg/L							
-------------	--------	-----------	--	--	--	--	--	--	--

Blank (B8H1516-BLK2) Prepared: 2018-08-20, Analyzed: 2018-08-25

Lead, total	< 0.20	0.20 µg/L							
-------------	--------	-----------	--	--	--	--	--	--	--

LCS (B8H1516-BS1) Prepared: 2018-08-20, Analyzed: 2018-08-25

Lead, total	20.9	0.20 µg/L	20.0		104	80-120			
-------------	------	-----------	------	--	-----	--------	--	--	--

LCS (B8H1516-BS2) Prepared: 2018-08-20, Analyzed: 2018-08-25

Lead, total	21.2	0.20 µg/L	20.0		106	80-120			
-------------	------	-----------	------	--	-----	--------	--	--	--

Duplicate (B8H1516-DUP1) **Source: 8081380-01** Prepared: 2018-08-20, Analyzed: 2018-08-25

Lead, total	29.3	0.20 µg/L	28.2		4	20			
-------------	------	-----------	------	--	---	----	--	--	--

Duplicate (B8H1516-DUP2) **Source: 8081380-34** Prepared: 2018-08-20, Analyzed: 2018-08-25

Lead, total	2.27	0.20 µg/L	2.26		< 1	20			
-------------	------	-----------	------	--	-----	----	--	--	--

Reference (B8H1516-SRM1) Prepared: 2018-08-20, Analyzed: 2018-08-25

Lead, total	208	0.20 µg/L	204		102	90-110			
-------------	-----	-----------	-----	--	-----	--------	--	--	--

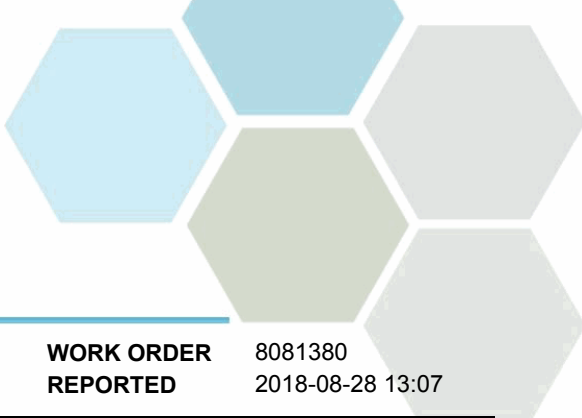
Reference (B8H1516-SRM2) Prepared: 2018-08-20, Analyzed: 2018-08-25

Lead, total	207	0.20 µg/L	204		102	90-110			
-------------	-----	-----------	-----	--	-----	--------	--	--	--

Total Metals, Batch B8H1518

Blank (B8H1518-BLK1) Prepared: 2018-08-20, Analyzed: 2018-08-21

Aluminum, total	< 5.0	5.0 µg/L							
Antimony, total	< 0.20	0.20 µg/L							
Arsenic, total	< 0.50	0.50 µg/L							
Barium, total	< 5.0	5.0 µg/L							
Boron, total	< 5.0	5.0 µg/L							
Cadmium, total	< 0.010	0.010 µg/L							
Calcium, total	< 200	200 µg/L							
Chromium, total	< 0.50	0.50 µg/L							
Copper, total	< 0.40	0.40 µg/L							
Iron, total	< 10	10 µg/L							
Lead, total	< 0.20	0.20 µg/L							
Magnesium, total	< 10	10 µg/L							
Manganese, total	< 0.20	0.20 µg/L							
Potassium, total	< 100	100 µg/L							
Selenium, total	< 0.50	0.50 µg/L							
Sodium, total	< 100	100 µg/L							



APPENDIX 2: QUALITY CONTROL RESULTS

REPORTED TO PROJECT Yukon Government - Department of Education
Department of Education 2018 Water Testing Program

WORK ORDER REPORTED 8081380
2018-08-28 13:07

Analyte	Result	RL Units	Spike Level	Source Result	% REC	REC Limit	% RPD	RPD Limit	Qualifier
Total Metals, Batch B8H1518, Continued									
Blank (B8H1518-BLK1), Continued					Prepared: 2018-08-20, Analyzed: 2018-08-21				
Uranium, total	< 0.020	0.020 µg/L							
Zinc, total	< 4.0	4.0 µg/L							
LCS (B8H1518-BS1)					Prepared: 2018-08-20, Analyzed: 2018-08-21				
Aluminum, total	21.9	5.0 µg/L	20.0		110	80-120			
Antimony, total	20.8	0.20 µg/L	20.0		104	80-120			
Arsenic, total	20.0	0.50 µg/L	20.0		100	80-120			
Barium, total	20.1	5.0 µg/L	20.0		101	80-120			
Boron, total	18.0	5.0 µg/L	20.0		90	80-120			
Cadmium, total	20.5	0.010 µg/L	20.0		103	80-120			
Calcium, total	1840	200 µg/L	2000		92	80-120			
Chromium, total	20.4	0.50 µg/L	20.0		102	80-120			
Copper, total	21.2	0.40 µg/L	20.0		106	80-120			
Iron, total	1920	10 µg/L	2000		96	80-120			
Lead, total	20.9	0.20 µg/L	20.0		104	80-120			
Magnesium, total	1980	10 µg/L	2000		99	80-120			
Manganese, total	19.9	0.20 µg/L	20.0		100	80-120			
Potassium, total	1850	100 µg/L	2000		92	80-120			
Selenium, total	18.9	0.50 µg/L	20.0		94	80-120			
Sodium, total	1900	100 µg/L	2000		95	80-120			
Uranium, total	21.0	0.020 µg/L	20.0		105	80-120			
Zinc, total	22.3	4.0 µg/L	20.0		112	80-120			
Reference (B8H1518-SRM1)					Prepared: 2018-08-20, Analyzed: 2018-08-22				
Aluminum, total	332	5.0 µg/L	303		110	82-114			
Antimony, total	56.3	0.20 µg/L	51.1		110	88-115			
Arsenic, total	131	0.50 µg/L	118		111	88-111			
Barium, total	861	5.0 µg/L	823		105	83-110			
Boron, total	3380	5.0 µg/L	3450		98	80-118			
Cadmium, total	54.3	0.010 µg/L	49.5		110	90-110			
Calcium, total	10800	200 µg/L	11600		93	85-113			
Chromium, total	269	0.50 µg/L	250		107	88-111			
Copper, total	541	0.40 µg/L	486		111	90-117			
Iron, total	508	10 µg/L	488		104	90-116			
Lead, total	218	0.20 µg/L	204		107	90-110			
Magnesium, total	3980	10 µg/L	3790		105	88-116			
Manganese, total	116	0.20 µg/L	109		106	88-108			
Potassium, total	7190	100 µg/L	7210		100	87-116			
Selenium, total	133	0.50 µg/L	121		110	90-122			
Sodium, total	7570	100 µg/L	7540		100	86-118			
Uranium, total	33.4	0.020 µg/L	30.6		109	88-112			
Zinc, total	2750	4.0 µg/L	2490		110	90-113			